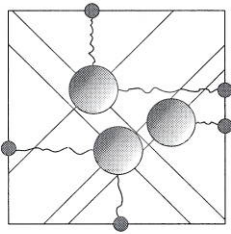


Bert Kappen and Stan Gielen (Eds)

Neural Networks: Artificial Intelligence and Industrial Applications

Proceedings of the Third Annual SNN Symposium
on Neural Networks, Nijmegen, The Netherlands,
14-15 September 1995



Springer

Propagation of Synfire Activity in Cortical Networks: a Statistical Approach

Marc-Oliver Gewaltig¹, Markus Diesmann², and Ad Aertsen²

¹Institut für Neuroinformatik, Ruhr-Universität Bochum, Germany,

²Center for Brain Research, The Weizmann Institute of Science, Rehovot, Israel

1 Introduction

Recently it was demonstrated that the activity of frontal cortical neurons in the awake behaving monkey comprises excessive occurrences of highly accurate ($\sim 1-3$ ms) spatio-temporal firing patterns. Moreover, these patterns can be related to the behavioral state of the animal [1, 10]. On the basis of the characteristic anatomy and physiology of the cortex, it was proposed that *synfire* activity, propagating through the sparsely firing cortical neural network, presents a natural explanation for this phenomenon [2, 1]. In order to test this hypothesis, we investigated the dependence of reliable synfire propagation on the structural and the dynamical properties of a model cortical network, using the newly developed simulation tool SYNOD [6].

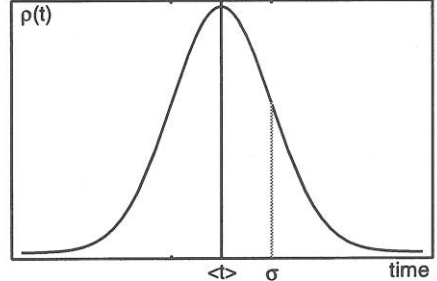
2 Synfire Chains

Synfire chains consist of *diverging/converging links* connecting a number of *groups* of neurons. A *diverging/converging link* can be described by two structural parameters, the *width* w and the *multiplicity* m , defining the number of neurons in a group and the minimum number of connections from a member neuron to the next group.

In simulation studies we found, that successful transmission from one group to the next requires two conditions to be fulfilled. First, the number of firing neurons within the sending group has to be larger than some minimum number a_0 . Second, their spike time distribution must be narrower than some critical width σ_0 . These critical values a_0 and σ_0 depend both on the structural parameters w and m , as well as on the details of the single neuron dynamics [7]. In order to characterize the dynamics, we need to assess the influence of the degree of synchrony in the spike arrival time distribution. Unfortunately, existing measures of neural transmission focus on two limiting cases, full synchrony and random arrival [2, 3]. Intermediate cases with a finite degree of temporal dispersion are not addressed.

3 Pulse-Packets

We introduce here the concept of *pulse packets* [7, 8], in order to overcome these restrictions and to quantify the degree of temporal synchrony in propagating volleys of neural activity. A pulse packet is a probabilistic description of the activity of a group of neurons, represented by a pulse density function $\rho(t)$. This pulse density function is determined by two parameters: the *activity* a , defining the number of active neurons in a group and the *width* σ , defining the temporal dispersion of the group activity (Fig. 1). This parametric description of synfire activity provides a conceptual framework that allows us to derive an appropriate neural transmission function and, thereby, to enhance our analytical insight into the role of the single neuron dynamics.



Using this approach, we investigated the response of a model neuron [9] to input activity with varying degrees of synchrony. From the model neuron we recorded the response (time of first spike), collected in a PST-histogram over many trials. After normalization for the number of trials, the resulting output distribution was similarly described as a pulse packet, and the associated pulse density $\rho(t)$ along with the values of a and σ were determined. Thus, we could investigate how the output distribution changed, depending on the input distribution. To this end, the input was varied systematically from a sharp synchronous volley of spikes (small σ , large a) to an asynchronous rate variation (large σ , small a). For each pair of input parameters (a_{in}, σ_{in}) , we measured the corresponding output pair (a_{out}, σ_{out}) . As an alternative approach, we simplified the model neuron such that an analytical treatment was possible. This yielded a relationship for the input-output relation of pulse packets that could be solved numerically. Again, for each pair of input parameters (a_{in}, σ_{in}) , we measured the corresponding output pair (a_{out}, σ_{out}) .

4 Results

The resulting input-output relation between incoming and outgoing pulse packets can be visualized in so-called iterative maps. These yield a compact characterization of the neuron's firing dynamics. In contrast to earlier approaches where the neuron's firing probability is measured quasi-statically as a function of DC-current, this new transmission function takes full account of the dynamic properties of the input distribution $\rho(t)$. One appropriate way to look at it is to plot σ_{out} versus σ_{in} for constant a_{in} . The result from the numerical study is shown in Fig. 2; observe that for small values of σ_{in} , the outgoing pulse packet is wider than the incoming one. Synchronous input is thereby dispersed in time. With increasing σ_{in} , however, the curve crosses the diagonal

and runs below it. Thus, beyond this intersection the neuron exhibits a synchronizing behavior, the intersection itself represents a stable attractor of an invariant pulse packet. These features of the single neuron dynamics can be carried over to describe the behavior of groups of neurons. In the simplest case of completely connected groups, the above distribution, appropriately scaled for the number of neurons in a group, directly describes the group's temporal response. This framework can be extended to the case of incompletely connected groups, where every neuron 'sees' only a fraction of the pulse packet. Hence, we can determine the stable point of synfire activity traveling along a chain of such groups, and investigate its dependence on the neuron parameters and those of the chain.

5 Conclusions

The formalism of pulse packets provides the appropriate framework to clarify the notion of *coincident* firing. This yields a natural solution to the question whether the cortical neuron acts as an 'integrator' or as a 'coincidence detector' - a question which was raised many years ago [3] and was revived recently [5, 11]. The notion of pulse packets conveniently embeds these two different modes into one unified concept. Our investigation shows that the neuron may behave as either of the two, depending on the degree of synchrony of the input activity. The temporal structure of the input determines which of the two aspects is emphasized.

The approach outlined here opens the way for a quantitative description of network dynamics beyond the single neuron level. It provides a parametric language to describe the propagation of synchronous activity in networks, that can be characterized as 'locally feed-forward', i.e. locally composed of chains of groups of neurons. At the same time, it provides a conceptual bridge to link the single neuron dynamics to the mechanisms involved in stable transmission of information in such networks. Both aspects accommodate an analytic treatment of the model. An example for such analytic treatment is the stability analysis, using a dynamical systems approach [4] (see also Arndt et al. in this Volume). Finally, and most interestingly from the experimental point of view, the spike time distributions obtained in our simulations can be compared with the spike time statistics in recurring patterns in physiological data, and thus be used to test the synfire hypothesis for activity in the working brain.

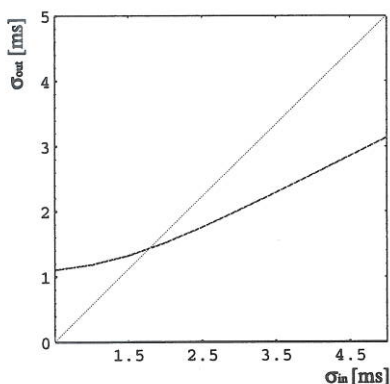


Figure 2: Iterative map for σ

Acknowledgments We gratefully acknowledge stimulating discussions with Moshe Abeles and Martin Arndt. Partial funding was received from the German Ministry of Science and Technology (BMFT), the Israeli Academy of Science, and the Human Frontier Science Program (HFSP).

References

- [1] Abeles M, Bergman H, Margalit E, Vaadia E (1993) Spatio-temporal firing patterns in the frontal cortex of behaving monkeys. *Journal of Neurophysiol* 70: 1629-1643
- [2] Abeles M (1991) *Corticonics. Neural circuits in the cerebral cortex*, Cambridge University Press, Cambridge, UK
- [3] Abeles M (1982) Role of cortical neuron: integrator or coincidence detector? *Israel Journal of Medical Sciences* 18:83-92
- [4] Arndt M, Erlhagen W, Aertsen A (1995) Stability of activity propagation in "synfire chains" - A dynamical systems approach. In: *Goettingen Neurobiology Report 1995*, p. 542. Menzel R, Elsner N (eds). Stuttgart, New York: Thieme
- [5] Bernander Ö, Koch C, Usher M (1994) The effect of synchronized inputs at the single neuron level. *Neural Computation* 6:622-641
- [6] Diesmann M, Gewaltig M-O, Aertsen A (1995) SYNOD: An Environment for Neural Systems Simulations. Technical Report GC-AA/95-3, The Weizmann Institute of Science, Rehovot Israel
- [7] Diesmann M, Gewaltig M-O, Aertsen A, Abeles M (1994) Structural and dynamical aspects of syn-fire activity in cortical networks. In: *Proc 17th Ann Meeting European Neurosci Assoc*, p 118. Oxford Univ Press, ENA
- [8] Gewaltig M-O, Diesmann M, Aertsen A (1995) Role of the cortical neuron: both integrator and coincidence detector. In: *Learning and Memory*. Menzel R, Elsner N (eds). Stuttgart, New York: Thieme
- [9] Gewaltig M-O, Diesmann M, Aertsen A, Abeles M (1994) A realistic and computationally efficient model of cortical pyramidal neurons. In: *Proc 17th Ann Meeting European Neurosci Assoc*, p 118. Oxford Univ Press, ENA
- [10] Grün S, Aertsen A, Abeles M, Gerstein G, Palm G (1994) Behavior-related neuron group activity in the cortex. In: *Proc 17th Ann Meeting Europ Neurosci Assoc*, p 11. Oxford Univ Press, ENA
- [11] Shadlen M, Newsome W (1994) Noise, neural codes and cortical organization. *Current Opinion in Neurobiology* 4:569-579